



TECAPRES®

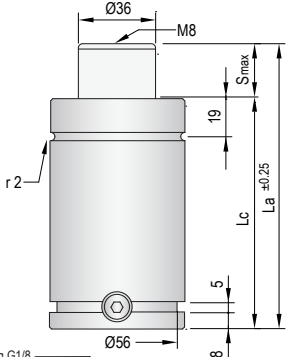
Ø63mm
1500daN

TPC 1500.1

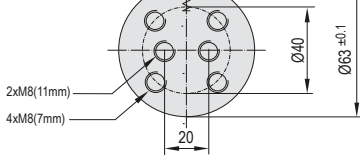
VDI SAFETY



PED
2014/68/UE



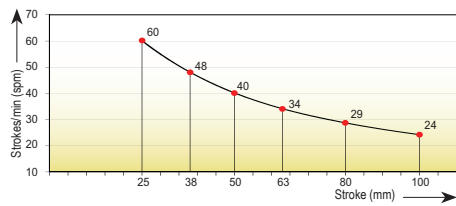
Gas charging G1/8
TPFV5 valve
G1/8 adapter



- Pressure medium **Nitrogen (N₂)**
- Max. charging pressure **150 Bar**
- Min. charging pressure **35 Bar**
- Rod seal area **10,18 cm²**
- Operating temperature **0°C - 80°C**
- Force increase by temperature **0,33 %/°C**
- Max. stem speed **1,6 m/s**
- Maintenance kit **Kit C1500.1**

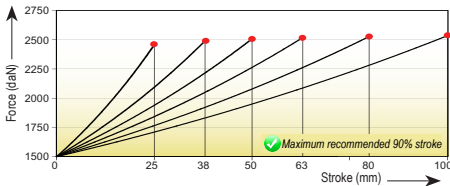


Maximum strokes / minute (at 20°C)

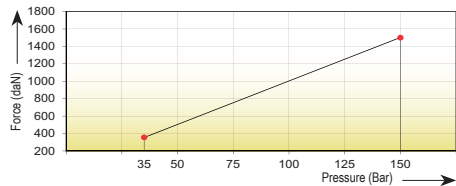


Code	Smm	La	Lc	Fa	90%	F	100%	Fc	P	V	I	Kg
	mm	mm	mm	daN	daN	daN	daN	daN	Bar	l	mm	
TPC 1500x25.1	25	135	110	1500 ±5% (20°C)	2275	2420	0,065	1,86				
TPC 1500x38.1	38	161	123		2300	2450	0,097	2,10				
TPC 1500x50.1	50	185	135		2310	2470	0,127	2,25				
TPC 1500x63.1	63	211	148		2320	2480	0,159	2,30				
TPC 1500x80.1	80	245	165		2330	2485	0,200	2,55				
TPC 1500x100.1	100	285	185		2335	2495	0,249	3,15				
								148	(20°C)			

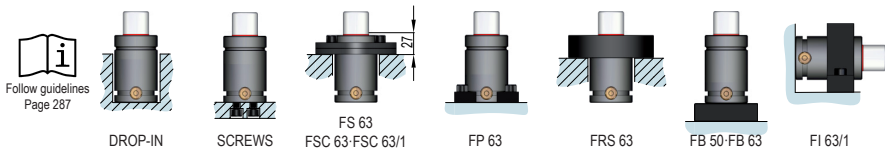
Force/stroke ratio



Initial force/charging pressure ratio



Assembly possibilities



Follow guidelines
Page 287

TPC

TPR

TPB

TPHC

TPA

TPG

TPCT

TPSL

STOP

CYLINDER

STOP

CYLINDER

TPSR

TPSR5

TPNS

TPHT

